



Academic Enrichment Center

336 South Otterbein Avenue, Westerville, Ohio 43081
Main Office: (614) 797-7750 Fax: (614) 797-7751

Dr. Scott T. Ebbrecht
Alternative Education Services & Assessment

English - Important school information. Please have someone translate.
Spanish - Informacion importante de la escuela -- por favor que alguien traduzca.
Nepali - स्कुलको महत्वपूर्ण जानकारी हो- कृपया कसैलाई अनुवाद गर्न लगाउनुहोस्
Somali - Akhbaar muhiim ah oo ka socdaa dugsig. Fadlan qof haa ku turjumo.

March 2019

Dear Parents/Guardians,

Ohio's standards-based education system establishes the criteria that define what your child is expected to know at each grade level. Students in grades 3-8 have the opportunity to demonstrate the standards they have learned when they take Ohio's State Tests (OST) in April. Below are this year's OST dates for each grade level:

GRADE	TEST/SUBJECT	DATE
3	English Language Arts (ELA) - Online	April 9, 10
	Mathematics - Online	April 15, 16
4	English Language Arts (ELA) - Online	April 11, 12
	Mathematics - Online	April 17, 18
5	English Language Arts (ELA) - Online	April 11, 12
	Mathematics - Online	April 17, 18
	Science - Online	April 23, 24
6	English Language Arts (ELA) - Online	April 12, 15
	Mathematics - Online	April 25
7	English Language Arts (ELA) - Online	April 10, 11
	Mathematics - Online	April 24
8	English Language Arts (ELA) - Online	April 8, 9
	Mathematics - Online	April 16
	Science - Online	April 23

Note that for middle school students taking Algebra I, Geometry, and/or American History high school courses for credit, the corresponding OST will be administered on the following dates:

- April 12 – Algebra I/Geometry
- April 17 – American History

Thank you for your support and assistance as we continue transitioning to the State's Next Generation of Assessments.

Sincerely,

Dr. Scott T. Ebbrecht
Director, Assessment and Alt. Educ.

Mrs. Barbara Wallace
Exec. Director, Elem. Academic Affairs

Mr. Scott Reeves
Exec. Director, Sec. Academic Affairs

Prior to testing, we are required by the Ohio Department of Education to remind our faculty, parents, and students that should they become aware of a testing irregularity or security infraction, to please contact their building principal so concerns can be immediately addressed.

Test Taking Strategies for Every Husky!

6th Grade			7th Grade			8th Grade		
Test	Date	Time	Test	Date	Time	Test	Date	Time
ELA Part 1	Friday, April 12	1st & 2nd periods	ELA Part 1	Wednesday, April 10	1st & 2nd periods	ELA Part 1	Monday, April 8	1st & 2nd periods
ELA Part 2	Monday, April 15	1st & 2nd periods	ELA Part 2	Thursday, April 11	1st & 2nd periods	ELA Part 2	Tuesday, April 9	1st & 2nd periods
Math Part 1 & 2	Thursday, April 25	1st, 2nd & potentially 3rd period	Math Part 1 & 2	Wednesday, April 24	1st, 2nd & potentially 3rd period	Math 8 Part 1 & 2 <u>OR</u> Algebra I <u>OR</u> Geometry	Tuesday, April 16	1st, 2nd & potentially 3rd period

Perseverance time means staying #HuskyStrong and making the most of your time by doing all of the following:

- Staying focused on the test
- Not disrupting other students who are still testing
- Re-checking your work
- Re-reading passages
- Re-reading questions
- Re-reading extended response answers

LA Tests: get a total of 105 minutes for each part. You must use **70 minutes** for each part--*that's your perseverance time!*

Math Tests: get a total of 90 minutes. You must use **60 minutes**--*that's your perseverance time!*

Science Tests (8th grade): get a total of 75 minutes. You must use **50 minutes**-- *that's your perseverance time!*

- **Get plenty of rest** the night before each testing day. You need 8-10 hours of sleep.
- **Eat a good nutritious breakfast** the morning of each testing day.
- **Avoid the morning rush.** Set out clothes the night before. Get to class earlier than usual.

Test Taking Strategies for Every Husky!

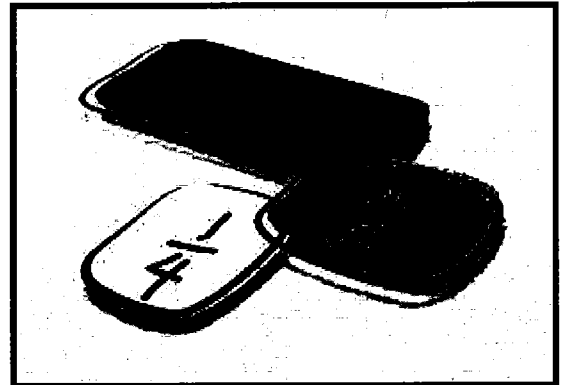
Use Reading Strategies--NOT just on the ELA tests

1. Read the question and *all* answer choices before marking anything.
2. Find keywords or phrases in the question that will help you choose the correct answer.
3. These are absolute words, which typically mean that these answers are wrong: *all, always, never, none, must, every, entirely, best, worst, only, everyone*
4. These are general words, which typically mean that these answers may be right: *some, sometimes, generally, usually, frequently, probably, few, often, seldom*
5. Be sure you are responding to the question that is being asked.
6. If the test requires you to read passages and then answer questions about what you read, read the questions first.
7. When there are several questions about a reading passage or chart, look for clues in other questions that will help you with those items about which you are unsure.
8. For questions about stories:
 - a. Answers about where and when the story takes place are found at the beginning.
 - b. Answers about a problem of the story are usually found in the middle.
 - c. Answers about how the problem was resolved are usually found at the end.
9. For Map Questions: Read the title of the map. Check the map key (legend), Look at the map scale (if you need to find a distance), Re-read the question again.

Test Taking Strategies for Every Husky!

Use Math Strategies

1. When using scratch paper on a math test, double check to make sure that you have written down the problem correctly from the test!
2. Line up place value correctly on your scratch paper (thousands, hundreds, tens, ones) or the answer will be incorrect.
3. If your answer does not match one of the choices, reread the problem, recopy the numbers, and try solving it again.
4. ESTIMATING is an approximate answer obtained by rounding the numbers BEFORE you add, subtract, multiply, or divide. Always ask yourself: "Is the answer reasonable?"
5. Read all the titles, labels, and other given information
6. Check the units of measurement
7. Look for a pattern, trend, or comparison in the graph or table



Test Taking Strategies for Every Husky!

Know How to Handle Stress & Nerves

- **Approach the exam with confidence:** Use whatever strategies you can to personalize success: visualization, logic, positive self-talk (You Got This! You Are Husky Strong!)
- **Be prepared!** Pay attention in class--the weeks leading up to the tests are rich in OST preparation strategies.
- **Allow yourself plenty of time:** Get a good night sleep, eat a healthy breakfast and get to your testing location early!
- **Strive for a relaxed state of concentration:** Avoid speaking with any fellow students who have not prepared, who express negativity, or who will distract your preparation

During the test:

- Read the directions carefully
- Budget your test taking time (pace yourself)
- Change positions to help you relax
- Answer the easiest questions first, but be sure to go back to those questions you skipped.
- If you go blank, skip the question and go on
- If you can eliminate two wrong answers, your chance of choosing the right answer is greater.
- Don't panic when students begin finishing their test. There's no reward for finishing first!

If you find yourself tensing and getting anxious during the test:

Relax; you are in control.

Take slow, deep breaths

Don't think about the fear

Pause: think about the next step and keep on task, step by step

Use positive reinforcement for yourself:

Acknowledge that you have done, and are doing, your best

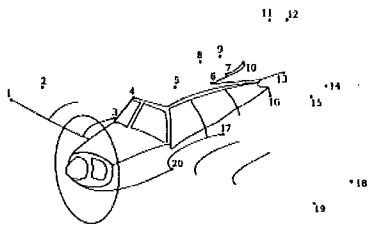
Expect some anxiety

It's a reminder that you want to do your best and can provide you with energy

Test Taking Strategies for Every Husky!

Trace

Outline, list in steps, or follow the path



Analyze

Break into parts, tell about the parts



Infer


Read between the lines, what's the hidden meaning?

Inferring

Inferring is like being a detective!
Use what you see plus what you know to figure out what the author is trying to tell you.


Evaluate

Judge it, tell the good and the bad



Formulate

Create, put together




Describe

Tell about, paint a picture with words



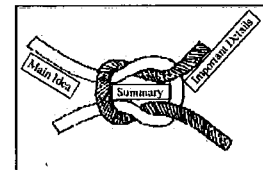
Explain

Teach me or show me the steps



Summarize

Tell the main idea in your own words



Compare

Tell all the ways they are the same



Contrast

Tell all the ways they are different

CONTRAST



Predict

What will happen next?



Test Taking Strategies for Every Husky!

Use Strategies for Extended Responses

- ★ **R**estate the question by turning it into a statement (TTQA)
- ★ **A**nswer all parts of the question.
- ★ **C**ite by giving examples & evidence from the text.
- ★ **E**xplain by telling how your evidence supports your claim.
- ★ **S**um it up by summarizing what you revealed.